



Dianna Spieker  
Tom Green County Treasurer

FY 2021 Monthly Report  
March 2021

THE STATE OF TEXAS ()  
COUNTY OF TOM GREEN ()  
AFFIDAVIT ()

Pursuant to LGC 114.026 I, Dianna M Spieker, Tom Green County Treasurer do hereby submit The Treasurers' Monthly Report. This report includes, but not limited to, money received and disbursed; debts due to (if known) and owed by the county; and all other proceedings in the treasurer's office that pertain to the Financial Standing of Tom Green County. The Treasurer's Books and the Auditor's General Ledger agree. The Bank Statements have been reconciled; any adjustments have been noted including any amount that has been identified as irreconcilable. Irreconcilable differences will be noted and carried in transit until such time as they have been identified and reconciled on the individual bank statements.


Pursuant to Pursuant to GC 2256.023 Internal Management Reports will be reported on a Quarterly Basis in FY21. In prior fiscal years I included said information in this monthly report.

*As a matter of internal accounting procedure, any interest earned that is posted by financial institutions to our accounts on the last business day of the month is not included in the combined statement of receipts and disbursements until the following month. Credit Card and E-filing funds are deposited to Clearing Accounts and reconciled monthly. Any funds not previously booked will be credited the following month. These amounts are disclosed in this report .*

*The total amount of deposits in custody as of the date of this report is the amount of deposits per the combined statement of receipts and disbursements are listed on page 2.*

Therefore, Dianna Spieker, County Treasurer of Tom Green County, Texas, who being fully sworn, upon oath says that the within and foregoing report is true and correct to the best of her knowledge.


Filed with accompanying vouchers this, the 20<sup>th</sup> day of April, 2021.

  
Dianna Spieker, Treasurer, Tom Green County / Date


Commissioners' Court having reviewed the Treasurer's Report, on this date, as presented, having taken reasonable steps to ensure its accuracy and based upon presentations of the Treasurer's Office approve the report, subject to the county auditor's review and request that it be filed with the official minutes of this meeting. {LGC 114.026(c)}


In addition, the below signatures affirm that the Treasurers' Report complies with statutes as referenced. {LGC 114.026(d)}

The affidavit must state the amount of the cash and other assets that are in the custody of the county treasurer at the time of the examination. {LGC 114.026(d)} **\$ 61,884,762.80** Month Ending Balance.

  
County Judge Stephen C. Floyd

  
Commissioner Ralph Hoelscher- Pct. #1

  
Commissioner Sammy Farmer- Pct. #2

  
Commissioner Rick Bacon - Pct. #3

  
Commissioner Bill Ford - Pct. #4

# *Treasurer's Monthly Report*

*Prepared by Dianna Spieker, Tom Green County Treasurer*

## **Section 1 – Fund Balances**

Summary of Funds

Page 1

Trial Balance for Cash Per Fund

Page 5

Trial Balance for Investments Per Fund

Page 20

## **Section 2 - Cash Flow**

Interest

Page 21

Bank Service Charge

Page 23

Credit Card and Efile Accounts

Page 24

## **Section 3 - Debt**

Bond Indebtedness

Page 25

## **Section 4 - Collateral**

Wells Fargo Bank Collateral

Funds the Bank has pledged on behalf of Tom Green County, per the Bank Depository Bid.

Page 28

# Summary of Funds

## Detailed by Type Monies Held by Treasurer Spieker

### March 2021 Ending Balance

| <u>Bank</u>    |          |                      |               |                    |                    |              | <u>Texpool</u>      |
|----------------|----------|----------------------|---------------|--------------------|--------------------|--------------|---------------------|
| <u>Account</u> | <u>#</u> | <u>FUND</u>          | <u>TOTAL</u>  | <u>Wells Fargo</u> | <u>Texas Class</u> | <u>CD's</u>  | <u>TexpoolPrime</u> |
| OPER           | 001      | GENERAL              | 41,596,098.96 | 5,747.42           | 23,634,352.53      | 5,452,197.80 | 12,503,801.21       |
| OPER           | 005      | R&B #1&3             | 423,188.21    | 423,188.21         |                    |              |                     |
| OPER           | 006      | R&B #2&4             | 300,318.40    | 300,318.40         |                    |              |                     |
| CAFÉ           | 009      | CAFÉ' TRUST          | 40,292.85     | 40,292.85          |                    |              |                     |
| OPER           | 010      | CO. LAW LIBR.        | 113,471.32    | 113,471.32         |                    |              |                     |
| ZP             | 011      | ZP-CAFÉ              | 2,500.00      | 2,500.00           |                    |              |                     |
| OPER           | 012      | JCTF                 | 63,436.57     | 63,436.57          |                    |              |                     |
| OPER           | 013      | DC TECH              | 56,081.76     | 56,081.76          |                    |              |                     |
| OPER           | 015      | LIBR DONATE          | 327,430.43    | 327,430.43         |                    |              |                     |
| OPER           | 016      | RECORDS MGT-DC       | 6,479.88      | 6,479.88           |                    |              |                     |
| OPER           | 018      | CRTHSE SEC           | 26,120.19     | 26,120.19          |                    |              |                     |
| OPER           | 019      | CC/RM                | 73,720.51     | 73,720.51          |                    |              |                     |
| OPER           | 021      | CIP DONATE           | 14,370.80     | 14,370.80          |                    |              |                     |
| OPER           | 022      | BATES                | 81,835.12     | 81,835.12          |                    |              |                     |
| OPER           | 023      | DIST/COUNTY TECH     | 12,396.17     | 12,396.17          |                    |              |                     |
| OPER           | 024      | SPEC COURT           | 5,877.20      | 5,877.20           |                    |              |                     |
| OPER           | 026      | SPEC REV TRIALS      | 750,000.00    | 750,000.00         |                    |              |                     |
| GRANT          | 027      | TCDP                 | 5.00          | 5.00               |                    |              |                     |
| OPER           | 028      | TRU/Pre Diversion    | 57,550.08     | 57,550.08          |                    |              |                     |
| OPER           | 030      | CC PRESERV           | 135,012.82    | 135,012.82         |                    |              |                     |
| OPER           | 031      | CC                   | 12,937.84     | 12,937.84          |                    |              |                     |
| OPER           | 032      | CC ARCHIVE           | 153,576.69    | 153,576.69         |                    |              |                     |
| OPER           | 035      | Child Abuse          | 2,202.92      | 2,202.92           |                    |              |                     |
| OPER           | 036      | Third Crt of Appeals | 1,731.47      | 1,731.47           |                    |              |                     |
| OPER           | 037      | Justice Security     | 107,010.50    | 107,010.50         |                    |              |                     |
| OPER           | 038      | WASTEWATER           | 330.00        | 330.00             |                    |              |                     |
| OPER           | 041      | CA-Pretrial          | 18,374.70     | 18,374.70          |                    |              |                     |
| OPER           | 043      | DA-Pretrial          | 72,172.60     | 72,172.60          |                    |              |                     |
| OPER           | 045      | CO ATTY              | 6,950.74      | 6,950.74           |                    |              |                     |
| OPER           | 047      | JURY DONATE          | 1,150.00      | 1,150.00           |                    |              |                     |
| OPER           | 048      | ELECT CNTRCT         | 94,675.45     | 94,675.45          |                    |              |                     |



Detailed by Type Monies Held by Treasurer Spieker

March 2021 Ending Balance

| <u>Bank</u> | <u>Account</u> | <u>#</u>            | <u>FUND</u> | <u>TOTAL</u> | <u>Wells Fargo</u> | <u>Texas Class</u> | <u>CD's</u> | <u>Texpool</u><br><u>TexpoolPrime</u> |
|-------------|----------------|---------------------|-------------|--------------|--------------------|--------------------|-------------|---------------------------------------|
| OPER        | 050            | 51ST D.A. ST        |             | 3,073.92     | 3,073.92           |                    |             |                                       |
| OPER        | 051            | LATERAL RDS         |             | 36,301.70    | 36,301.70          |                    |             |                                       |
| FORT        | 052            | 51ST D.A.           |             | 764,597.18   | 764,597.18         |                    |             |                                       |
| LPPF        | 054            | LPPF                |             | 5,137,442.02 | 5,137,442.02       |                    |             |                                       |
| OPER        | 055            | 119TH DA ST         |             | 6,462.29     | 6,462.29           |                    |             |                                       |
| OPER        | 056            | STATE FEES-CIVIL    |             | 136,847.86   | 136,847.86         |                    |             |                                       |
| FORT        | 058            | 119TH DA SPEC       |             | 39,032.77    | 39,032.77          |                    |             |                                       |
| CSCD        | 061            | BIPP                |             | 15,970.52    | 15,970.52          |                    |             |                                       |
| CSCD        | 062            | AIC/CHAP PROGRAM    |             | (109,606.56) | (109,606.56)       |                    |             |                                       |
| CSCD        | 063            | TAIP/CSC GRNT       |             | 66,724.16    | 66,724.16          |                    |             |                                       |
| CSCD        | 064            | D.T.P.              |             | 27,025.51    | 27,025.51          |                    |             |                                       |
| CSCD        | 065            | CSCD                |             | 1,397,993.85 | 1,397,993.85       |                    |             |                                       |
| CSCD        | 066            | CRTC                |             | 966,578.88   | 966,578.88         |                    |             |                                       |
| CSCD        | 069            | SUB. ABUSE          |             | 54,620.41    | 54,620.41          |                    |             |                                       |
| OPER        | 071            | ST & MPL FEES       |             | 60,482.64    | 60,482.64          |                    |             |                                       |
| OPER        | 072            | CCC                 |             | 326,458.64   | 326,458.64         |                    |             |                                       |
| OPER        | 073            | GRAFFITI            |             | 636.27       | 636.27             |                    |             |                                       |
| OPER        | 077            | Unclaimed Property  |             | 21,293.36    | 21,293.36          |                    |             |                                       |
| OPER        | 078            | Bail Bond Board     |             | 547,109.52   | 0.00               | 187,109.52         | 360,000.00  |                                       |
| BOND        | 080            | 2018 IS             |             | 0.00         | 0.00               |                    |             |                                       |
| BOND        | 081            | 2017 IS             |             | 0.00         | 0.00               |                    |             |                                       |
| OPER        | 082            | JUDICIAL-Dist/JP    |             | 42,700.09    | 42,700.09          |                    |             |                                       |
| OPER        | 088            | 09 TAN Construction |             | 0.00         | 0.00               |                    |             |                                       |
| BOND        | 089            | 2015 IS             |             | 1,307,724.95 | 1,307,724.95       |                    |             |                                       |
| PAYL        | 095            | PAYROLL             |             | 4,731.75     | 4,731.75           |                    |             |                                       |
| OPER        | 097            | LEOSE/Sheriff       |             | 38,271.70    | 38,271.70          |                    |             |                                       |
| OPER        | 098            | CRSFF               |             | 5,204.86     | 5,204.86           |                    |             |                                       |
| OPER        | 100            | CA LEOSE            |             | 1,255.72     | 1,255.72           |                    |             |                                       |
| OPER        | 101            | 17 Construction     |             | 0.00         | 0.00               |                    |             |                                       |
| OPER        | 102            | Const 1 LEOSE       |             | 5,159.21     | 5,159.21           |                    |             |                                       |
| OPER        | 103            | Const 2 LEOSE       |             | 8,380.59     | 8,380.59           |                    |             |                                       |

## Detailed by Type Monies Held by Treasurer Spieker

March 2021 Ending Balance

| <u>Bank</u>    |          |                    |              |                    |                    |             | <u>Texpool</u>      |
|----------------|----------|--------------------|--------------|--------------------|--------------------|-------------|---------------------|
| <u>Account</u> | <u>#</u> | <u>FUND</u>        | <u>TOTAL</u> | <u>Wells Fargo</u> | <u>Texas Class</u> | <u>CD's</u> | <u>TexpoolPrime</u> |
| OPER           | 104      | Const 3 LEOSE      | 4,151.25     | 4,151.25           |                    |             |                     |
| OPER           | 105      | Const 4 LEOSE      | 2,682.03     | 2,682.03           |                    |             |                     |
| CSCD           | 109      | TCOMI              | 17,093.71    | 17,093.71          |                    |             |                     |
| JUV            | 110      | JDPF               | 41,210.34    | 41,210.34          |                    |             |                     |
| OPER           | 111      | CJ EXCESS          | 17,539.46    | 17,539.46          |                    |             |                     |
| OPER           | 112      | JUV Restitution    | 0.85         | 0.85               |                    |             |                     |
| OPER           | 114      | Child Safety       | 36,271.80    | 36,271.80          |                    |             |                     |
| CSCD           | 116      | CRTC-Female        | 1,397,762.50 | 1,397,762.50       |                    |             |                     |
| OPER           | 117      | JUV Unclaimed Rest | 5,074.80     | 5,074.80           |                    |             |                     |
| OPER           | 120      | 2018 Construction  | 1,991,102.56 | 96,909.38          | 1,894,193.18       |             |                     |
| PAYL           | 125      | PAYL-Benefit       | 0.00         | 0.00               |                    |             |                     |
| CSCD           | 150      | CCP                | 26,115.34    | 26,115.34          |                    |             |                     |
| CSCD           | 155      | CCP                | 26,578.00    | 26,578.00          |                    |             |                     |
| CSCD           | 156      | CCP                | 34,310.41    | 34,310.41          |                    |             |                     |
| CSCD           | 157      | Pretrail Diversion | 35,923.51    | 35,923.51          |                    |             |                     |
| FORT           | 401      | Sheriff            | 201,915.39   | 201,915.39         |                    |             |                     |
| JUV            | 503      | Com Cor/Reg        | 109,462.71   | 109,462.71         |                    |             |                     |
| JUV            | 504      | IV-E Prog Reg      | 154,722.41   | 154,722.41         |                    |             |                     |
| JUV            | 508      | PSJPO/REG/123      | 14,115.03    | 14,115.03          |                    |             |                     |
| JUV            | 509      | PY INT/Reg         | 11,855.01    | 11,855.01          |                    |             |                     |
| JUV            | 517      | IV-E Prog Int Coke | 9,736.86     | 9,736.86           |                    |             |                     |
| JUV            | 540      | Grant "R" TGC      | 0.00         | 0.00               |                    |             |                     |
| JUV            | 541      | Diversion TGC      | (40,131.08)  | (40,131.08)        |                    |             |                     |
| JUV            | 560      | Basic Probation    | 15,027.76    | 15,027.76          |                    |             |                     |
| JUV            | 561      | Community Programs | 8,917.90     | 8,917.90           |                    |             |                     |
| JUV            | 562      | Prepost SDJ        | (3,726.97)   | (3,726.97)         |                    |             |                     |
| JUV            | 563      | Prepost SDJ        | 3,809.00     | 3,809.00           |                    |             |                     |
| JUV            | 564      | Services Regional  | 1,206.23     | 1,206.23           |                    |             |                     |
| JUV            | 570      | Grant A Basic      | 13,027.57    | 13,027.57          |                    |             |                     |
| JUV            | 571      | Grant A CP         | 28,780.41    | 28,780.41          |                    |             |                     |
| JUV            | 572      | Grant A PPA        | 232,335.44   | 232,335.44         |                    |             |                     |



## Detailed by Type Monies Held by Treasurer Spieker

### March 2021 Ending Balance

| <u>Bank</u>    |          |                   |                        |                         |                        |                       | <u>Texpool</u>         |
|----------------|----------|-------------------|------------------------|-------------------------|------------------------|-----------------------|------------------------|
| <u>Account</u> | <u>#</u> | <u>FUND</u>       | <u>TOTAL</u>           | <u>Wells Fargo</u>      | <u>Texas Class</u>     | <u>CD's</u>           | <u>TexpoolPrime</u>    |
| JUV            | 573      | Grant A CD        | (3,967.20)             | (3,967.20)              |                        |                       |                        |
| JUV            | 574      | Grant A MH        | 14,678.76              | 14,678.76               |                        |                       |                        |
| JUV            | 582      | TYC               | 36,962.58              | 36,962.58               |                        |                       |                        |
| JUV            | 583      | IV-E Program      | 1,235,956.12           | 1,235,956.12            |                        |                       |                        |
| JUV            | 595      | GRANT M           | 3,485.15               | 3,485.15                |                        |                       |                        |
| JUV            | 596      | GRANT S           | 0.00                   | 0.00                    |                        |                       |                        |
| JUV            | 597      | IV-E Prog Int TGC | 59,010.05              | 59,010.05               |                        |                       |                        |
| JUV            | 599      | PY INTEREST       | 6,895.21               | 6,895.21                |                        |                       |                        |
| OPER           | 600      | Mandated          | (3,922.87)             | (3,922.87)              |                        |                       |                        |
| OPER           | 613      | DA Grants         | (16,950.15)            | (16,950.15)             |                        |                       |                        |
| OPER           | 625      | CA Grants         | (6,494.92)             | (6,494.92)              |                        |                       |                        |
| OPER           | 665      | Adult PROB Grants | (1,830.05)             | (1,830.05)              |                        |                       |                        |
| OPER           | 654      | Sheriff Grants    | (14,797.04)            | (14,797.04)             |                        |                       |                        |
| OPER           | 699      | Misc Block Grants | 709,093.94             | 709,093.94              |                        |                       |                        |
|                |          | <b>TOTAL</b>      | <b>\$61,884,762.80</b> | <b>\$ 17,853,108.56</b> | <b>\$25,715,655.23</b> | <b>\$5,812,197.80</b> | <b>\$12,503,801.21</b> |

0.00      Verify Balance Versus GL  
Net Zero      **\$ 61,884,762.80**

**OPER**      Operating Bank Account  
**BOND**      Debt Bank Account  
**CAFÉ'**      Cafeteria 125 IRS Trust  
**LPPF**      Local Provider Participation Fund

**ZP CAFÉ'**      Zesch Pickett Cafeteria  
**FORT**      Fortfeiture  
**JUV**      Juvenile State Funds  
**CSCD**      Adult State Funds  
**PAYL**      Payroll  
**GRANT**      Grant Funds  
**WIRE**      Wire Clearing Account

4

# Trial Balance

|                          |       |
|--------------------------|-------|
| Cash                     | 11010 |
| Securities               | 11512 |
| Certificates of Deposits | 11513 |
| Texas Class              | 11515 |
| Texpool                  | 11517 |
| Texpool Prime            | 11518 |



04/06/2021 09:37  
adam8298

**TOM GREEN COUNTY**  
**ACCOUNT SUMMARY TRIAL BALANCE FOR FY21/MAR TO MAR**  
**FUND**

**P 1**  
**glatrbal**

| ACCOUNT<br>ACCOUNT NAME   | BEG. BALANCE | ORG  | DEBITS       | CREDITS      | NET CHANGE  | END BALANCE |
|---|--------------|------|--------------|--------------|-------------|-------------|
| 0001-00-000-000-0000-11010 -<br>CASH  | 483,351.83   | 0001 | 9,452,442.52 | 9,930,046.93 | -477,604.41 | 5,747.42    |
| TOTALS FOR FUND 0001<br>GENERAL FUND  | 483,351.83   |      | 9,452,442.52 | 9,930,046.93 | -477,604.41 | 5,747.42    |
| 0005 ROAD & BRIDGE PRECINCT 1 & 3<br>0005-00-000-000-0000-11010 -<br>CASH   | 393,897.94   | 0005 | 81,295.23    | 52,004.96    | 29,290.27   | 423,188.21  |
| TOTALS FOR FUND 0005<br>ROAD & BRIDGE PRECINCT 1 & 3                        | 393,897.94   |      | 81,295.23    | 52,004.96    | 29,290.27   | 423,188.21  |
| 0006 ROAD & BRIDGE PRECINCT 2 & 4<br>0006-00-000-000-0000-11010 -<br>CASH   | 328,299.41   | 0006 | 68,872.03    | 96,853.04    | -27,981.01  | 300,318.40  |
| TOTALS FOR FUND 0006<br>ROAD & BRIDGE PRECINCT 2 & 4                        | 328,299.41   |      | 68,872.03    | 96,853.04    | -27,981.01  | 300,318.40  |
| 0009 CAFETERIA PLAN TRUST<br>0009-00-000-000-0000-11010 -<br>CASH           | 37,169.78    | 0009 | 4,934.10     | 1,811.03     | 3,123.07    | 40,292.85   |
| TOTALS FOR FUND 0009<br>CAFETERIA PLAN TRUST                                | 37,169.78    |      | 4,934.10     | 1,811.03     | 3,123.07    | 40,292.85   |
| 0010 COUNTY LAW LIBRARY<br>0010-00-000-000-0000-11010 -<br>CASH             | 109,256.09   | 0010 | 9,028.82     | 4,813.59     | 4,215.23    | 113,471.32  |
| TOTALS FOR FUND 0010<br>COUNTY LAW LIBRARY                                  | 109,256.09   |      | 9,028.82     | 4,813.59     | 4,215.23    | 113,471.32  |
| 0011 CAFETERIA/ZP<br>0011-00-000-000-0000-11010 -<br>CASH                   | 2,500.00     | 0011 | 1,811.03     | 1,811.03     | .00         | 2,500.00    |
| TOTALS FOR FUND 0011<br>CAFETERIA/ZP  | 2,500.00     |      | 1,811.03     | 1,811.03     | .00         | 2,500.00    |
| 0012 JUSTICE COURT TECHNOLOGY<br>0012-00-000-000-0000-11010 -<br>CASH       | 58,658.30    | 0012 | 4,778.27     | .00          | 4,778.27    | 63,436.57   |
| TOTALS FOR FUND 0012<br>JUSTICE COURT TECHNOLOGY                            | 58,658.30    |      | 4,778.27     | .00          | 4,778.27    | 63,436.57   |
| 0013 DISTRICT CLERK TECHNOLOGY FUND<br>0013-00-000-000-0000-11010 -<br>CASH | 54,283.07    | 0013 | 1,798.69     | .00          | 1,798.69    | 56,081.76   |

04/06/2021 09:37  
adam8298

TOM GREEN COUNTY  
ACCOUNT SUMMARY TRIAL BALANCE FOR FY21/MAR TO MAR  
FUND

P 2  
glatrbal

| ACCOUNT<br>ACCOUNT NAME  | BEG. BALANCE | ORG  | DEBITS   | CREDITS  | NET CHANGE | END BALANCE |
|--|--------------|------|----------|----------|------------|-------------|
| TOTALS FOR FUND 0013<br>DISTRICT CLERK TECHNOLOGY FUND                     | 54,283.07    |      | 1,798.69 | .00      | 1,798.69   | 56,081.76   |
| 0015 LIBRARY DONATIONS<br>0015-00-000-000-0000-11010 -<br>CASH             | 333,484.31   | 0015 | 2,806.28 | 8,860.16 | -6,053.88  | 327,430.43  |
| TOTALS FOR FUND 0015<br>LIBRARY DONATIONS                                  | 333,484.31   |      | 2,806.28 | 8,860.16 | -6,053.88  | 327,430.43  |
| 0016 COUNTY RECORDS MGMT FUND<br>0016-00-000-000-0000-11010 -<br>CASH      | 5,542.61     | 0016 | 937.27   | .00      | 937.27     | 6,479.88    |
| TOTALS FOR FUND 0016<br>COUNTY RECORDS MGMT FUND                           | 5,542.61     |      | 937.27   | .00      | 937.27     | 6,479.88    |
| 0018 COURTHOUSE SECURITY<br>0018-00-000-000-0000-11010 -<br>CASH           | 21,799.19    | 0018 | 4,758.65 | 437.65   | 4,321.00   | 26,120.19   |
| TOTALS FOR FUND 0018<br>COURTHOUSE SECURITY                                | 21,799.19    |      | 4,758.65 | 437.65   | 4,321.00   | 26,120.19   |
| 0019 COUNTY RECORDS MANAGEMENT<br>0019-00-000-000-0000-11010 -<br>CASH     | 73,835.18    | 0019 | 5,373.37 | 5,488.04 | -114.67    | 73,720.51   |
| TOTALS FOR FUND 0019<br>COUNTY RECORDS MANAGEMENT                          | 73,835.18    |      | 5,373.37 | 5,488.04 | -114.67    | 73,720.51   |
| 0021 CRISIS INTERVENTION DONATIONS<br>0021-00-000-000-0000-11010 -<br>CASH | 14,218.49    | 0021 | 202.30   | 49.99    | 152.31     | 14,370.80   |
| TOTALS FOR FUND 0021<br>CRISIS INTERVENTION DONATIONS                      | 14,218.49    |      | 202.30   | 49.99    | 152.31     | 14,370.80   |
| 0022 LIBRARY BATES FUND<br>0022-00-000-000-0000-11010 -<br>CASH            | 81,821.94    | 0022 | 13.18    | .00      | 13.18      | 81,835.12   |
| TOTALS FOR FUND 0022<br>LIBRARY BATES FUND                                 | 81,821.94    |      | 13.18    | .00      | 13.18      | 81,835.12   |
| 0023 DISTRICT/COUNTY CRT TECH FUND<br>0023-00-000-000-0000-11010 -<br>CASH | 12,204.16    | 0023 | 214.00   | 21.99    | 192.01     | 12,396.17   |

04/06/2021 09:37  
adam8298

TOM GREEN COUNTY  
ACCOUNT SUMMARY TRIAL BALANCE FOR FY21/MAR TO MAR  
FUND

P 3  
glatrbal

| ACCOUNT<br>ACCOUNT NAME   | BEG. BALANCE | ORG  | DEBITS    | CREDITS    | NET CHANGE  | END BALANCE |
|---|--------------|------|-----------|------------|-------------|-------------|
| TOTALS FOR FUND 0023<br>DISTRICT/COUNTY CRT TECH FUND                       | 12,204.16    |      | 214.00    | 21.99      | 192.01      | 12,396.17   |
| 0024 SPECIALTY COURT<br>0024-00-000-000-0000-11010 -<br>CASH                | 5,341.33     | 0024 | 536.66    | .79        | 535.87      | 5,877.20    |
| TOTALS FOR FUND 0024<br>SPECIALTY COURT                                     | 5,341.33     |      | 536.66    | .79        | 535.87      | 5,877.20    |
| 0026 SPECIAL VENUE TRIALS RESERVE<br>0026-00-000-000-0000-11010 -<br>CASH   | 750,000.00   | 0026 | 120.78    | 120.78     | .00         | 750,000.00  |
| TOTALS FOR FUND 0026<br>SPECIAL VENUE TRIALS RESERVE                        | 750,000.00   |      | 120.78    | 120.78     | .00         | 750,000.00  |
| 0027 TX COMMUNITY DEV BLOCK GRANT<br>0027-00-000-000-0000-11010 -<br>CASH   | 5.00         | 0027 | .00       | .00        | .00         | 5.00        |
| TOTALS FOR FUND 0027<br>TX COMMUNITY DEV BLOCK GRANT                        | 5.00         |      | .00       | .00        | .00         | 5.00        |
| 0028 TRUANCY PREVENTION & DIVERSION<br>0028-00-000-000-0000-11010 -<br>CASH | 52,792.84    | 0028 | 4,765.36  | 8.12       | 4,757.24    | 57,550.08   |
| TOTALS FOR FUND 0028<br>TRUANCY PREVENTION & DIVERSION                      | 52,792.84    |      | 4,765.36  | 8.12       | 4,757.24    | 57,550.08   |
| 0030 CNTY CLERK PRESERV & ARCHIVE<br>0030-00-000-000-0000-11010 -<br>CASH   | 259,219.31   | 0030 | 23,801.98 | 148,008.47 | -124,206.49 | 135,012.82  |
| TOTALS FOR FUND 0030<br>CNTY CLERK PRESERV & ARCHIVE                        | 259,219.31   |      | 23,801.98 | 148,008.47 | -124,206.49 | 135,012.82  |
| 0031 GUARDIANSHIP FUND<br>0031-00-000-000-0000-11010 -<br>CASH              | 11,630.16    | 0031 | 1,307.68  | .00        | 1,307.68    | 12,937.84   |
| TOTALS FOR FUND 0031<br>GUARDIANSHIP FUND                                   | 11,630.16    |      | 1,307.68  | .00        | 1,307.68    | 12,937.84   |
| 0032 CNTY CLERK ARCHIVE<br>0032-00-000-000-0000-11010 -<br>CASH             | 140,028.97   | 0032 | 21,639.75 | 8,092.03   | 13,547.72   | 153,576.69  |



04/06/2021 09:37  
adam8298

TOM GREEN COUNTY  
ACCOUNT SUMMARY TRIAL BALANCE FOR FY21/MAR TO MAR  
FUND

P 4  
glatrbal

| ACCOUNT<br>ACCOUNT NAME   | BEG. BALANCE | ORG  | DEBITS    | CREDITS  | NET CHANGE | END BALANCE |
|---|--------------|------|-----------|----------|------------|-------------|
| TOTALS FOR FUND 0032<br>CNTY CLERK ARCHIVE                              | 140,028.97   |      | 21,639.75 | 8,092.03 | 13,547.72  | 153,576.69  |
| 0035 CHILD ABUSE PREVENTION<br>0035-00-000-000-0000-11010 -<br>CASH     | 2,165.22     | 0035 | 37.70     | .00      | 37.70      | 2,202.92    |
| TOTALS FOR FUND 0035<br>CHILD ABUSE PREVENTION                          | 2,165.22     |      | 37.70     | .00      | 37.70      | 2,202.92    |
| 0036 THIRD COURT OF APPEALS<br>0036-00-000-000-0000-11010 -<br>CASH     | 1,732.15     | 0036 | 1,286.72  | 1,287.40 | -.68       | 1,731.47    |
| TOTALS FOR FUND 0036<br>THIRD COURT OF APPEALS                          | 1,732.15     |      | 1,286.72  | 1,287.40 | -.68       | 1,731.47    |
| 0037 JUSTICE COURT SECURITY<br>0037-00-000-000-0000-11010 -<br>CASH     | 102,160.54   | 0037 | 4,849.96  | .00      | 4,849.96   | 107,010.50  |
| TOTALS FOR FUND 0037<br>JUSTICE COURT SECURITY                          | 102,160.54   |      | 4,849.96  | .00      | 4,849.96   | 107,010.50  |
| 0038 WASTEWATER TREATMENT<br>0038-00-000-000-0000-11010 -<br>CASH       | 690.00       | 0038 | 340.10    | 700.10   | -360.00    | 330.00      |
| TOTALS FOR FUND 0038<br>WASTEWATER TREATMENT                            | 690.00       |      | 340.10    | 700.10   | -360.00    | 330.00      |
| 0041 CA PRETRIAL DIVERSION FUND<br>0041-00-000-000-0000-11010 -<br>CASH | 15,869.22    | 0041 | 4,002.45  | 1,496.97 | 2,505.48   | 18,374.70   |
| TOTALS FOR FUND 0041<br>CA PRETRIAL DIVERSION FUND                      | 15,869.22    |      | 4,002.45  | 1,496.97 | 2,505.48   | 18,374.70   |
| 0043 DA PRETRIAL DIVERSION FUND<br>0043-00-000-000-0000-11010 -<br>CASH | 67,378.09    | 0043 | 7,010.98  | 2,216.47 | 4,794.51   | 72,172.60   |
| TOTALS FOR FUND 0043<br>DA PRETRIAL DIVERSION FUND                      | 67,378.09    |      | 7,010.98  | 2,216.47 | 4,794.51   | 72,172.60   |
| 0045 COUNTY ATTY FEE<br>0045-00-000-000-0000-11010 -<br>CASH            | 7,315.88     | 0045 | 208.86    | 574.00   | -365.14    | 6,950.74    |

04/06/2021 09:37  
adam8298

TOM GREEN COUNTY  
ACCOUNT SUMMARY TRIAL BALANCE FOR FY21/MAR TO MAR  
FUND

P 5  
|glatrbal

| ACCOUNT<br>ACCOUNT NAME  | BEG. BALANCE | ORG  | DEBITS       | CREDITS   | NET CHANGE   | END BALANCE  |
|--|--------------|------|--------------|-----------|--------------|--------------|
| TOTALS FOR FUND 0045<br>COUNTY ATTY FEE                                    | 7,315.88     |      | 208.86       | 574.00    | -365.14      | 6,950.74     |
| 0047 JUROR DONATIONS<br>0047-00-000-000-0000-11010 -<br>CASH               | 1,150.00     | 0047 | .19          | .19       | .00          | 1,150.00     |
| TOTALS FOR FUND 0047<br>JUROR DONATIONS                                    | 1,150.00     |      | .19          | .19       | .00          | 1,150.00     |
| 0048 ELECTION CONTRACT SERVICES<br>0048-00-000-000-0000-11010 -<br>CASH    | 106,127.96   | 0048 | 3,766.91     | 15,219.42 | -11,452.51   | 94,675.45    |
| TOTALS FOR FUND 0048<br>ELECTION CONTRACT SERVICES                         | 106,127.96   |      | 3,766.91     | 15,219.42 | -11,452.51   | 94,675.45    |
| 0050 51ST DISTRICT ATTY FEE<br>0050-00-000-000-0000-11010 -<br>CASH        | 3,073.43     | 0050 | .49          | .00       | .49          | 3,073.92     |
| TOTALS FOR FUND 0050<br>51ST DISTRICT ATTY FEE                             | 3,073.43     |      | .49          | .00       | .49          | 3,073.92     |
| 0051 LATERAL ROAD<br>0051-00-000-000-0000-11010 -<br>CASH                  | 36,295.86    | 0051 | 5.84         | .00       | 5.84         | 36,301.70    |
| TOTALS FOR FUND 0051<br>LATERAL ROAD                                       | 36,295.86    |      | 5.84         | .00       | 5.84         | 36,301.70    |
| 0052 51ST DISTRICT ATTY FORFEITURE<br>0052-00-000-000-0000-11010 -<br>CASH | 763,290.04   | 0052 | 3,207.23     | 1,900.09  | 1,307.14     | 764,597.18   |
| TOTALS FOR FUND 0052<br>51ST DISTRICT ATTY FORFEITURE                      | 763,290.04   |      | 3,207.23     | 1,900.09  | 1,307.14     | 764,597.18   |
| 0054 LOCAL PROVIDER PARTICIPATION<br>0054-00-000-000-0000-11010 -<br>CASH  | 2,835,991.08 | 0054 | 2,392,636.64 | 91,185.70 | 2,301,450.94 | 5,137,442.02 |
| TOTALS FOR FUND 0054<br>LOCAL PROVIDER PARTICIPATION                       | 2,835,991.08 |      | 2,392,636.64 | 91,185.70 | 2,301,450.94 | 5,137,442.02 |
| 0055 119TH DISTRICT ATTY FEE<br>0055-00-000-000-0000-11010 -<br>CASH       | 6,461.27     | 0055 | 1.02         | .00       | 1.02         | 6,462.29     |

04/06/2021 09:37  
adam8298

TOM GREEN COUNTY  
ACCOUNT SUMMARY TRIAL BALANCE FOR FY21/MAR TO MAR  
FUND

P 6  
glatrbal

| ACCOUNT<br>ACCOUNT NAME   | BEG. BALANCE | ORG  | DEBITS       | CREDITS      | NET CHANGE | END BALANCE  |
|---|--------------|------|--------------|--------------|------------|--------------|
| TOTALS FOR FUND 0055<br>119TH DISTRICT ATTY FEE                             | 6,461.27     |      | 1.02         | .00          | 1.02       | 6,462.29     |
| 0056 CIVIL STATE FEES<br>0056-00-000-000-0000-11010 -<br>CASH               | 76,400.07    | 0056 | 60,457.89    | 10.10        | 60,447.79  | 136,847.86   |
| TOTALS FOR FUND 0056<br>CIVIL STATE FEES                                    | 76,400.07    |      | 60,457.89    | 10.10        | 60,447.79  | 136,847.86   |
| 0058 119TH DISTRICT ATTY FORFEITURE<br>0058-00-000-000-0000-11010 -<br>CASH | 38,945.09    | 0058 | 1,128.22     | 1,040.54     | 87.68      | 39,032.77    |
| TOTALS FOR FUND 0058<br>119TH DISTRICT ATTY FORFEITURE                      | 38,945.09    |      | 1,128.22     | 1,040.54     | 87.68      | 39,032.77    |
| 0061 BATTERING INTER & PREV PRGM<br>0061-00-000-000-0000-11010 -<br>CASH    | 19,143.18    | 0061 | 2.53         | 3,175.19     | -3,172.66  | 15,970.52    |
| TOTALS FOR FUND 0061<br>BATTERING INTER & PREV PRGM                         | 19,143.18    |      | 2.53         | 3,175.19     | -3,172.66  | 15,970.52    |
| 0062 AIC/ACC ADDITIONAL FUNDING<br>0062-00-000-000-0000-11010 -<br>CASH     | -74,070.26   | 0062 | 1,493.17     | 37,029.47    | -35,536.30 | -109,606.56  |
| TOTALS FOR FUND 0062<br>AIC/ACC ADDITIONAL FUNDING                          | -74,070.26   |      | 1,493.17     | 37,029.47    | -35,536.30 | -109,606.56  |
| 0063 CONCHO VALLEY TAIP<br>0063-00-000-000-0000-11010 -<br>CASH             | 51,709.62    | 0063 | 26,059.07    | 11,044.53    | 15,014.54  | 66,724.16    |
| TOTALS FOR FUND 0063<br>CONCHO VALLEY TAIP                                  | 51,709.62    |      | 26,059.07    | 11,044.53    | 15,014.54  | 66,724.16    |
| 0064 CONCHO VALLEY DRUG COURT<br>0064-00-000-000-0000-11010 -<br>CASH       | 26,613.82    | 0064 | 9,745.94     | 9,334.25     | 411.69     | 27,025.51    |
| TOTALS FOR FUND 0064<br>CONCHO VALLEY DRUG COURT                            | 26,613.82    |      | 9,745.94     | 9,334.25     | 411.69     | 27,025.51    |
| 0065 CSCD BASIC SUPERVISION<br>0065-00-000-000-0000-11010 -<br>CASH         | 1,244,365.35 | 0065 | 1,541,175.38 | 1,387,546.88 | 153,628.50 | 1,397,993.85 |



04/06/2021 09:37  
adam8298

TOM GREEN COUNTY  
ACCOUNT SUMMARY TRIAL BALANCE FOR FY21/MAR TO MAR  
FUND

P 7  
glatrbal

| ACCOUNT<br>ACCOUNT NAME   | BEG. BALANCE | ORG  | DEBITS       | CREDITS      | NET CHANGE | END BALANCE  |
|---|--------------|------|--------------|--------------|------------|--------------|
| TOTALS FOR FUND 0065<br>CSCD BASIC SUPERVISION                        | 1,244,365.35 |      | 1,541,175.38 | 1,387,546.88 | 153,628.50 | 1,397,993.85 |
| 0066 CRTM MALE CCF<br>0066-00-000-000-0000-11010 -<br>CASH            | 748,143.84   | 0066 | 428,692.26   | 210,257.22   | 218,435.04 | 966,578.88   |
| TOTALS FOR FUND 0066<br>CRTM MALE CCF                                 | 748,143.84   |      | 428,692.26   | 210,257.22   | 218,435.04 | 966,578.88   |
| 0069 SUBSTANCE ABUSE CASELOAD<br>0069-00-000-000-0000-11010 -<br>CASH | 10,732.90    | 0069 | 63,236.73    | 19,349.22    | 43,887.51  | 54,620.41    |
| TOTALS FOR FUND 0069<br>SUBSTANCE ABUSE CASELOAD                      | 10,732.90    |      | 63,236.73    | 19,349.22    | 43,887.51  | 54,620.41    |
| 0071 STATE & MUNICIPAL FEES<br>0071-00-000-000-0000-11010 -<br>CASH   | 35,433.61    | 0071 | 43,406.96    | 18,357.93    | 25,049.03  | 60,482.64    |
| TOTALS FOR FUND 0071<br>STATE & MUNICIPAL FEES                        | 35,433.61    |      | 43,406.96    | 18,357.93    | 25,049.03  | 60,482.64    |
| 0072 CRIMINAL STATE FEES<br>0072-00-000-000-0000-11010 -<br>CASH      | 187,701.22   | 0072 | 138,953.19   | 195.77       | 138,757.42 | 326,458.64   |
| TOTALS FOR FUND 0072<br>CRIMINAL STATE FEES                           | 187,701.22   |      | 138,953.19   | 195.77       | 138,757.42 | 326,458.64   |
| 0073 GRAFFITI ERADICATION<br>0073-00-000-000-0000-11010 -<br>CASH     | 636.17       | 0073 | .10          | .00          | .10        | 636.27       |
| TOTALS FOR FUND 0073<br>GRAFFITI ERADICATION                          | 636.17       |      | .10          | .00          | .10        | 636.27       |
| 0077 UNCLAIMED PROPERTY FUND<br>0077-00-000-000-0000-11010 -<br>CASH  | 20,132.79    | 0077 | 1,160.57     | .00          | 1,160.57   | 21,293.36    |
| TOTALS FOR FUND 0077<br>UNCLAIMED PROPERTY FUND                       | 20,132.79    |      | 1,160.57     | .00          | 1,160.57   | 21,293.36    |
| 0082 JUDICIAL EFFICIENCY<br>0082-00-000-000-0000-11010 -<br>CASH      | 40,014.11    | 0082 | 2,792.62     | 106.64       | 2,685.98   | 42,700.09    |

//

04/06/2021 09:37  
adam8298

TOM GREEN COUNTY  
ACCOUNT SUMMARY TRIAL BALANCE FOR FY21/MAR TO MAR  
FUND

P 8  
glatrbal

| ACCOUNT<br>ACCOUNT NAME  | BEG. BALANCE | ORG  | DEBITS       | CREDITS      | NET CHANGE | END BALANCE  |
|--|--------------|------|--------------|--------------|------------|--------------|
| TOTALS FOR FUND 0082<br>JUDICIAL EFFICIENCY                            | 40,014.11    |      | 2,792.62     | 106.64       | 2,685.98   | 42,700.09    |
| 0089 COB INTEREST & SINKING<br>0089-00-000-000-0000-11010 -<br>CASH    | 899,885.03   | 0089 | 407,839.92   | .00          | 407,839.92 | 1,307,724.95 |
| TOTALS FOR FUND 0089<br>COB INTEREST & SINKING                         | 899,885.03   |      | 407,839.92   | .00          | 407,839.92 | 1,307,724.95 |
| 0095 PAYROLL<br>0095-00-000-000-0000-11010 -<br>CASH                   | 4,717.62     | 0095 | 4,310,883.45 | 4,310,869.32 | 14.13      | 4,731.75     |
| TOTALS FOR FUND 0095<br>PAYROLL  | 4,717.62     |      | 4,310,883.45 | 4,310,869.32 | 14.13      | 4,731.75     |
| 0097 SHERIFF LEOSE<br>0097-00-000-000-0000-11010 -<br>CASH             | 41,191.57    | 0097 | 5.13         | 2,925.00     | -2,919.87  | 38,271.70    |
| TOTALS FOR FUND 0097<br>SHERIFF LEOSE                                  | 41,191.57    |      | 5.13         | 2,925.00     | -2,919.87  | 38,271.70    |
| 0098 CHILD RESTRAINT STATE FEE<br>0098-00-000-000-0000-11010 -<br>CASH | 3,812.55     | 0098 | 1,392.85     | .54          | 1,392.31   | 5,204.86     |
| TOTALS FOR FUND 0098<br>CHILD RESTRAINT STATE FEE                      | 3,812.55     |      | 1,392.85     | .54          | 1,392.31   | 5,204.86     |
| 0100 COUNTY ATTORNEY LEOSE<br>0100-00-000-000-0000-11010 -<br>CASH     | 1,255.61     | 0100 | .11          | .00          | .11        | 1,255.72     |
| TOTALS FOR FUND 0100<br>COUNTY ATTORNEY LEOSE                          | 1,255.61     |      | .11          | .00          | .11        | 1,255.72     |
| 0102 CONSTABLE #1 LEOSE<br>0102-00-000-000-0000-11010 -<br>CASH        | 5,158.47     | 0102 | .74          | .00          | .74        | 5,159.21     |
| TOTALS FOR FUND 0102<br>CONSTABLE #1 LEOSE                             | 5,158.47     |      | .74          | .00          | .74        | 5,159.21     |
| 0103 CONSTABLE #2 LEOSE<br>0103-00-000-000-0000-11010 -<br>CASH        | 8,379.34     | 0103 | 1.25         | .00          | 1.25       | 8,380.59     |

04/06/2021 09:37  
adam8298

TOM GREEN COUNTY  
ACCOUNT SUMMARY TRIAL BALANCE FOR FY21/MAR TO MAR  
FUND

P 9  
glatrbal

| ACCOUNT<br>ACCOUNT NAME  | BEG. BALANCE | ORG  | DEBITS    | CREDITS  | NET CHANGE | END BALANCE |
|--|--------------|------|-----------|----------|------------|-------------|
| TOTALS FOR FUND 0103<br>CONSTABLE #2 LEOSE                                 | 8,379.34     |      | 1.25      | .00      | 1.25       | 8,380.59    |
| 0104 CONSTABLE #3 LEOSE<br>0104-00-000-000-0000-11010 -<br>CASH            | 4,480.62     | 0104 | .63       | 330.00   | -329.37    | 4,151.25    |
| TOTALS FOR FUND 0104<br>CONSTABLE #3 LEOSE                                 | 4,480.62     |      | .63       | 330.00   | -329.37    | 4,151.25    |
| 0105 CONSTABLE #4 LEOSE<br>0105-00-000-000-0000-11010 -<br>CASH            | 2,681.69     | 0105 | .34       | .00      | .34        | 2,682.03    |
| TOTALS FOR FUND 0105<br>CONSTABLE #4 LEOSE                                 | 2,681.69     |      | .34       | .00      | .34        | 2,682.03    |
| 0109 MHI SPEC NEEDS OFFENDER<br>0109-00-000-000-0000-11010 -<br>CASH       | 1,396.13     | 0109 | 21,826.61 | 6,129.03 | 15,697.58  | 17,093.71   |
| TOTALS FOR FUND 0109<br>MHI SPEC NEEDS OFFENDER                            | 1,396.13     |      | 21,826.61 | 6,129.03 | 15,697.58  | 17,093.71   |
| 0110 JUVENILE DEFERRED PROCESSING<br>0110-00-000-000-0000-11010 -<br>CASH  | 40,785.37    | 0110 | 424.97    | .00      | 424.97     | 41,210.34   |
| TOTALS FOR FUND 0110<br>JUVENILE DEFERRED PROCESSING                       | 40,785.37    |      | 424.97    | .00      | 424.97     | 41,210.34   |
| 0111 EXCESS CONTRIBUTIONS<br>0111-00-000-000-0000-11010 -<br>CASH          | 17,536.64    | 0111 | 2.82      | .00      | 2.82       | 17,539.46   |
| TOTALS FOR FUND 0111<br>EXCESS CONTRIBUTIONS                               | 17,536.64    |      | 2.82      | .00      | 2.82       | 17,539.46   |
| 0112 JUVENILE RESTITUTION<br>0112-00-000-000-0000-11010 -<br>CASH          | .85          | 0112 | .00       | .00      | .00        | .85         |
| TOTALS FOR FUND 0112<br>JUVENILE RESTITUTION                               | .85          |      | .00       | .00      | .00        | .85         |
| 0114 CHILD SAFETY FEE COUNTY SHARE<br>0114-00-000-000-0000-11010 -<br>CASH | 36,756.63    | 0114 | 3,027.35  | 3,512.18 | -484.83    | 36,271.80   |



04/06/2021 09:37  
adam8298

TOM GREEN COUNTY  
ACCOUNT SUMMARY TRIAL BALANCE FOR FY21/MAR TO MAR  
FUND

P 10  
|glatrbal

| ACCOUNT<br>ACCOUNT NAME   | BEG. BALANCE | ORG  | DEBITS     | CREDITS    | NET CHANGE | END BALANCE  |
|---|--------------|------|------------|------------|------------|--------------|
| TOTALS FOR FUND 0114<br>CHILD SAFETY FEE COUNTY SHARE                       | 36,756.63    |      | 3,027.35   | 3,512.18   | -484.83    | 36,271.80    |
| 0116 CRTC FEMALE CCF<br>0116-00-000-000-0000-11010 -<br>CASH                | 1,038,678.15 | 0116 | 574,988.79 | 215,904.44 | 359,084.35 | 1,397,762.50 |
| TOTALS FOR FUND 0116<br>CRTC FEMALE CCF                                     | 1,038,678.15 |      | 574,988.79 | 215,904.44 | 359,084.35 | 1,397,762.50 |
| 0117 JUVENILE UNCLAIMED RESTITUTION<br>0117-00-000-000-0000-11010 -<br>CASH | 5,073.98     | 0117 | .82        | .00        | .82        | 5,074.80     |
| TOTALS FOR FUND 0117<br>JUVENILE UNCLAIMED RESTITUTION                      | 5,073.98     |      | .82        | .00        | .82        | 5,074.80     |
| 0120 2018 COB CAPITAL PROJECTS<br>0120-00-000-000-0000-11010 -<br>CASH      | 43,584.57    | 0120 | 100,005.61 | 46,680.80  | 53,324.81  | 96,909.38    |
| TOTALS FOR FUND 0120<br>2018 COB CAPITAL PROJECTS                           | 43,584.57    |      | 100,005.61 | 46,680.80  | 53,324.81  | 96,909.38    |
| 0125 TGC BENEFITS TRUST<br>0125-00-000-000-0000-11010 -<br>CASH             | .00          | 0125 | 398,186.77 | 398,186.77 | .00        | .00          |
| TOTALS FOR FUND 0125<br>TGC BENEFITS TRUST                                  | .00          |      | 398,186.77 | 398,186.77 | .00        | .00          |
| 0150 COMMUNITY RE-ENRICHMENT WORK<br>0150-00-000-000-0000-11010 -<br>CASH   | 11,484.82    | 0150 | 27,304.65  | 12,674.13  | 14,630.52  | 26,115.34    |
| TOTALS FOR FUND 0150<br>COMMUNITY RE-ENRICHMENT WORK                        | 11,484.82    |      | 27,304.65  | 12,674.13  | 14,630.52  | 26,115.34    |
| 0155 DOMESTIC VIOLENCE CASELOAD<br>0155-00-000-000-0000-11010 -<br>CASH     | 10,743.49    | 0155 | 22,295.76  | 6,461.25   | 15,834.51  | 26,578.00    |
| TOTALS FOR FUND 0155<br>DOMESTIC VIOLENCE CASELOAD                          | 10,743.49    |      | 22,295.76  | 6,461.25   | 15,834.51  | 26,578.00    |
| 0156 SEX OFFENDER COUNSELING<br>0156-00-000-000-0000-11010 -<br>CASH        | 18,090.31    | 0156 | 25,668.44  | 9,448.34   | 16,220.10  | 34,310.41    |

14

04/06/2021 09:37  
adam8298

TOM GREEN COUNTY  
ACCOUNT SUMMARY TRIAL BALANCE FOR FY21/MAR TO MAR  
FUND

P 11  
glatrbal

| ACCOUNT<br>ACCOUNT NAME   | BEG. BALANCE | ORG  | DEBITS     | CREDITS    | NET CHANGE | END BALANCE |
|---|--------------|------|------------|------------|------------|-------------|
| TOTALS FOR FUND 0156<br>SEX OFFENDER COUNSELING                         | 18,090.31    |      | 25,668.44  | 9,448.34   | 16,220.10  | 34,310.41   |
| 0157 PRETRIAL DIVERSION PROGRAM<br>0157-00-000-000-0000-11010 -<br>CASH | 23,221.48    | 0157 | 17,581.34  | 4,879.31   | 12,702.03  | 35,923.51   |
| TOTALS FOR FUND 0157<br>PRETRIAL DIVERSION PROGRAM                      | 23,221.48    |      | 17,581.34  | 4,879.31   | 12,702.03  | 35,923.51   |
| 0401 SHERIFF FORFEITURE<br>0401-00-000-000-0000-11010 -<br>CASH         | 200,516.16   | 0401 | 5,849.70   | 4,450.47   | 1,399.23   | 201,915.39  |
| TOTALS FOR FUND 0401<br>SHERIFF FORFEITURE                              | 200,516.16   |      | 5,849.70   | 4,450.47   | 1,399.23   | 201,915.39  |
| 0500 STATE AID REGIONAL<br>0500-00-000-000-0000-11010 -<br>CASH         | .00          | 0500 | 217,435.38 | 217,435.38 | .00        | .00         |
| TOTALS FOR FUND 0500<br>STATE AID REGIONAL                              | .00          |      | 217,435.38 | 217,435.38 | .00        | .00         |
| 0503 COMM CORRECTIONS LOCAL<br>0503-00-000-000-0000-11010 -<br>CASH     | 102,256.15   | 0503 | 9,208.65   | 2,002.09   | 7,206.56   | 109,462.71  |
| TOTALS FOR FUND 0503<br>COMM CORRECTIONS LOCAL                          | 102,256.15   |      | 9,208.65   | 2,002.09   | 7,206.56   | 109,462.71  |
| 0504 TITLE IV E REGIONAL<br>0504-00-000-000-0000-11010 -<br>CASH        | 154,604.97   | 0504 | 136.36     | 18.92      | 117.44     | 154,722.41  |
| TOTALS FOR FUND 0504<br>TITLE IV E REGIONAL                             | 154,604.97   |      | 136.36     | 18.92      | 117.44     | 154,722.41  |
| 0508 TYC REGIONAL<br>0508-00-000-000-0000-11010 -<br>CASH               | 14,615.03    | 0508 | 1.79       | 501.79     | -500.00    | 14,115.03   |
| TOTALS FOR FUND 0508<br>TYC REGIONAL                                    | 14,615.03    |      | 1.79       | 501.79     | -500.00    | 14,115.03   |
| 0509 PRIOR YR INTEREST REGIONAL<br>0509-00-000-000-0000-11010 -<br>CASH | 11,836.25    | 0509 | 18.76      | .00        | 18.76      | 11,855.01   |

04/06/2021 09:37  
adam8298

TOM GREEN COUNTY  
ACCOUNT SUMMARY TRIAL BALANCE FOR FY21/MAR TO MAR  
FUND

P 12  
glatrbal

| ACCOUNT<br>ACCOUNT NAME  | BEG. BALANCE | ORG  | DEBITS    | CREDITS   | NET CHANGE | END BALANCE |
|--|--------------|------|-----------|-----------|------------|-------------|
| TOTALS FOR FUND 0509<br>PRIOR YR INTEREST REGIONAL                         | 11,836.25    |      | 18.76     | .00       | 18.76      | 11,855.01   |
| 0517 TITLE IV E INT COKE<br>0517-00-000-000-0000-11010 -<br>CASH           | 9,717.94     | 0517 | 18.92     | .00       | 18.92      | 9,736.86    |
| TOTALS FOR FUND 0517<br>TITLE IV E INT COKE                                | 9,717.94     |      | 18.92     | .00       | 18.92      | 9,736.86    |
| 0541 TGC DIVERSION GRANT<br>0541-00-000-000-0000-11010 -<br>CASH           | -75,925.97   | 0541 | 43,456.76 | 7,661.87  | 35,794.89  | -40,131.08  |
| TOTALS FOR FUND 0541<br>TGC DIVERSION GRANT                                | -75,925.97   |      | 43,456.76 | 7,661.87  | 35,794.89  | -40,131.08  |
| 0560 BASIC PROBATION SERVICES-REG<br>0560-00-000-000-0000-11010 -<br>CASH  | 8,244.30     | 0560 | 18,872.56 | 12,089.10 | 6,783.46   | 15,027.76   |
| TOTALS FOR FUND 0560<br>BASIC PROBATION SERVICES-REG                       | 8,244.30     |      | 18,872.56 | 12,089.10 | 6,783.46   | 15,027.76   |
| 0561 COMMUNITY PROGRAMS-REGIONAL<br>0561-00-000-000-0000-11010 -<br>CASH   | 5,159.26     | 0561 | 6,968.87  | 3,210.23  | 3,758.64   | 8,917.90    |
| TOTALS FOR FUND 0561<br>COMMUNITY PROGRAMS-REGIONAL                        | 5,159.26     |      | 6,968.87  | 3,210.23  | 3,758.64   | 8,917.90    |
| 0562 PRE & POST ADJUDICATION - REG<br>0562-00-000-000-0000-11010 -<br>CASH | -3,127.97    | 0562 | 4,001.00  | 4,600.00  | -599.00    | -3,726.97   |
| TOTALS FOR FUND 0562<br>PRE & POST ADJUDICATION - REG                      | -3,127.97    |      | 4,001.00  | 4,600.00  | -599.00    | -3,726.97   |
| 0563 COMMITMENT DIVERSION - REG<br>0563-00-000-000-0000-11010 -<br>CASH    | 2,857.00     | 0563 | 952.35    | .35       | 952.00     | 3,809.00    |
| TOTALS FOR FUND 0563<br>COMMITMENT DIVERSION - REG                         | 2,857.00     |      | 952.35    | .35       | 952.00     | 3,809.00    |
| 0564 MENTAL HEALTH SERVICES - REG<br>0564-00-000-000-0000-11010 -<br>CASH  | 231.20       | 0564 | 1,817.09  | 842.06    | 975.03     | 1,206.23    |



04/06/2021 09:37  
adam8298

TOM GREEN COUNTY  
ACCOUNT SUMMARY TRIAL BALANCE FOR FY21/MAR TO MAR  
FUND

P 13  
glatrbal

| ACCOUNT<br>ACCOUNT NAME  | BEG. BALANCE | ORG  | DEBITS    | CREDITS   | NET CHANGE | END BALANCE  |
|--|--------------|------|-----------|-----------|------------|--------------|
| TOTALS FOR FUND 0564<br>MENTAL HEALTH SERVICES - REG                     | 231.20       |      | 1,817.09  | 842.06    | 975.03     | 1,206.23     |
| 0570 BASIC PROBATION SUPERVISION<br>0570-00-000-000-0000-11010 -<br>CASH | 11,321.17    | 0570 | 16,548.85 | 14,842.45 | 1,706.40   | 13,027.57    |
| TOTALS FOR FUND 0570<br>BASIC PROBATION SUPERVISION                      | 11,321.17    |      | 16,548.85 | 14,842.45 | 1,706.40   | 13,027.57    |
| 0571 COMMUNITY PROGRAMS<br>0571-00-000-000-0000-11010 -<br>CASH          | 10,245.23    | 0571 | 35,558.49 | 17,023.31 | 18,535.18  | 28,780.41    |
| TOTALS FOR FUND 0571<br>COMMUNITY PROGRAMS                               | 10,245.23    |      | 35,558.49 | 17,023.31 | 18,535.18  | 28,780.41    |
| 0572 PRE & POST ADJUDICATION<br>0572-00-000-000-0000-11010 -<br>CASH     | 175,569.60   | 0572 | 69,257.98 | 12,492.14 | 56,765.84  | 232,335.44   |
| TOTALS FOR FUND 0572<br>PRE & POST ADJUDICATION                          | 175,569.60   |      | 69,257.98 | 12,492.14 | 56,765.84  | 232,335.44   |
| 0573 COMMITMENT DIVERSION<br>0573-00-000-000-0000-11010 -<br>CASH        | -1,393.88    | 0573 | 2,962.26  | 5,535.58  | -2,573.32  | -3,967.20    |
| TOTALS FOR FUND 0573<br>COMMITMENT DIVERSION                             | -1,393.88    |      | 2,962.26  | 5,535.58  | -2,573.32  | -3,967.20    |
| 0574 MENTAL HEALTH SERVICES<br>0574-00-000-000-0000-11010 -<br>CASH      | 8,706.78     | 0574 | 9,621.26  | 3,649.28  | 5,971.98   | 14,678.76    |
| TOTALS FOR FUND 0574<br>MENTAL HEALTH SERVICES                           | 8,706.78     |      | 9,621.26  | 3,649.28  | 5,971.98   | 14,678.76    |
| 0582 TYC TGC PAROLE SERVICES<br>0582-00-000-000-0000-11010 -<br>CASH     | 37,362.58    | 0582 | 4.58      | 404.58    | -400.00    | 36,962.58    |
| TOTALS FOR FUND 0582<br>TYC TGC PAROLE SERVICES                          | 37,362.58    |      | 4.58      | 404.58    | -400.00    | 36,962.58    |
| 0583 TITLE IV E TGC<br>0583-00-000-000-0000-11010 -<br>CASH              | 1,234,916.96 | 0583 | 1,539.27  | 500.11    | 1,039.16   | 1,235,956.12 |

04/06/2021 09:37  
adam8298

TOM GREEN COUNTY  
ACCOUNT SUMMARY TRIAL BALANCE FOR FY21/MAR TO MAR  
FUND

P 14  
glatrbal

| ACCOUNT<br>ACCOUNT NAME   | BEG. BALANCE | ORG  | DEBITS   | CREDITS  | NET CHANGE | END BALANCE  |
|---|--------------|------|----------|----------|------------|--------------|
| TOTALS FOR FUND 0583<br>TITLE IV E TGC                                      | 1,234,916.96 |      | 1,539.27 | 500.11   | 1,039.16   | 1,235,956.12 |
| 0595 SPECIAL NEEDS DIVERSIONARY PRM<br>0595-00-000-000-0000-11010 -<br>CASH | 631.76       | 0595 | 5,323.26 | 2,469.87 | 2,853.39   | 3,485.15     |
| TOTALS FOR FUND 0595<br>SPECIAL NEEDS DIVERSIONARY PRM                      | 631.76       |      | 5,323.26 | 2,469.87 | 2,853.39   | 3,485.15     |
| 0597 TITLE IV E INT TGC<br>0597-00-000-000-0000-11010 -<br>CASH             | 58,859.00    | 0597 | 151.05   | .00      | 151.05     | 59,010.05    |
| TOTALS FOR FUND 0597<br>TITLE IV E INT TGC                                  | 58,859.00    |      | 151.05   | .00      | 151.05     | 59,010.05    |
| 0599 PRIOR YR INTEREST TGC<br>0599-00-000-000-0000-11010 -<br>CASH          | 6,861.68     | 0599 | 33.53    | .00      | 33.53      | 6,895.21     |
| TOTALS FOR FUND 0599<br>PRIOR YR INTEREST TGC                               | 6,861.68     |      | 33.53    | .00      | 33.53      | 6,895.21     |
| 0600 REIM FOR MANDATED FUNDING<br>0600-00-000-000-0000-11010 -<br>CASH      | -2,473.63    | 0600 | 5,587.50 | 7,036.74 | -1,449.24  | -3,922.87    |
| TOTALS FOR FUND 0600<br>REIM FOR MANDATED FUNDING                           | -2,473.63    |      | 5,587.50 | 7,036.74 | -1,449.24  | -3,922.87    |
| 0613 DISTRICT ATTY GRANTS<br>0613-00-000-000-0000-11010 -<br>CASH           | -18,450.38   | 0613 | 8,064.66 | 6,564.43 | 1,500.23   | -16,950.15   |
| TOTALS FOR FUND 0613<br>DISTRICT ATTY GRANTS                                | -18,450.38   |      | 8,064.66 | 6,564.43 | 1,500.23   | -16,950.15   |
| 0625 COUNTY ATTY GRANTS<br>0625-00-000-000-0000-11010 -<br>CASH             | -11,494.30   | 0625 | 8,246.84 | 3,247.46 | 4,999.38   | -6,494.92    |
| TOTALS FOR FUND 0625<br>COUNTY ATTY GRANTS                                  | -11,494.30   |      | 8,246.84 | 3,247.46 | 4,999.38   | -6,494.92    |
| 0654 SHERIFF GRANTS<br>0654-00-000-000-0000-11010 -<br>CASH                 | -14,847.81   | 0654 | 3,308.66 | 3,257.89 | 50.77      | -14,797.04   |

04/06/2021 09:37  
adam8298

TOM GREEN COUNTY  
ACCOUNT SUMMARY TRIAL BALANCE FOR FY21/MAR TO MAR  
FUND

P 15  
glatrbal

| ACCOUNT<br>ACCOUNT NAME   | BEG. BALANCE  | ORG  | DEBITS        | CREDITS       | NET CHANGE   | END BALANCE   |
|---|---------------|------|---------------|---------------|--------------|---------------|
| TOTALS FOR FUND 0654<br>SHERIFF GRANTS                              | -14,847.81    |      | 3,308.66      | 3,257.89      | 50.77        | -14,797.04    |
| 0665 ADULT PROBATION GRANTS<br>0665-00-000-000-0000-11010 -<br>CASH | -5,490.15     | 0665 | 5,490.15      | 1,830.05      | 3,660.10     | -1,830.05     |
| TOTALS FOR FUND 0665<br>ADULT PROBATION GRANTS                      | -5,490.15     |      | 5,490.15      | 1,830.05      | 3,660.10     | -1,830.05     |
| 0699 BLOCK GRANTS<br>0699-00-000-000-0000-11010 -<br>CASH           | 398,978.88    | 0699 | 395,354.65    | 85,239.59     | 310,115.06   | 709,093.94    |
| TOTALS FOR FUND 0699<br>BLOCK GRANTS                                | 398,978.88    |      | 395,354.65    | 85,239.59     | 310,115.06   | 709,093.94    |
| REPORT TOTALS   | 14,144,144.89 |      | 21,214,327.20 | 17,505,363.53 | 3,708,963.67 | 17,853,108.56 |

\*\* END OF REPORT - Generated by ADAM NUNEZ \*\*



04/06/2021 09:38  
adam8298

**TOM GREEN COUNTY**  
**ACCOUNT SUMMARY TRIAL BALANCE FOR FY21/MAR TO MAR**  
**FUND**

**P 1**  
**glatrbal**

| ACCOUNT<br>ACCOUNT NAME  | BEG. BALANCE  | ORG  | DEBITS       | CREDITS      | NET CHANGE    | END BALANCE   |
|--|---------------|------|--------------|--------------|---------------|---------------|
| 0001-00-000-000-0000-11513 -<br>CERTIFICATE OF DEPOSITS                              | 5,449,712.46  | 0001 | 3,273.03     | 787.69       | 2,485.34      | 5,452,197.80  |
| 0001-00-000-000-0000-11515 -<br>TEXAS CLASS  | 21,032,712.88 | 0001 | 2,601,655.28 | 15.63        | 2,601,639.65  | 23,634,352.53 |
| 0001-00-000-000-0000-11517 -<br>TEXPOOL INVESTMENTS                                  | 7,501,176.87  | 0001 | 247.81       | 1,250,000.00 | -1,249,752.19 | 6,251,424.68  |
| 0001-00-000-000-0000-11518 -<br>TEXPOOL PRIME INVESTMENTS                            | 7,501,816.68  | 0001 | 559.85       | 1,250,000.00 | -1,249,440.15 | 6,252,376.53  |
| TOTALS FOR FUND 0001<br>GENERAL FUND   | 41,485,418.89 |      | 2,605,735.97 | 2,500,803.32 | 104,932.65    | 41,590,351.54 |
| 0078 BAIL BOND COLLATERAL<br>0078-00-000-000-0000-11513 -<br>CERTIFICATE OF DEPOSITS | 360,000.00    | 0078 | .00          | .00          | .00           | 360,000.00    |
| 0078-00-000-000-0000-11515 -CLEAR<br>TEXAS CLASS                                     | 150,075.33    | 0078 | 12.52        | .00          | 12.52         | 150,087.85    |
| 0078-00-000-000-0000-11515 -JENKI<br>TEXAS CLASS                                     | 10,005.01     | 0078 | .84          | .00          | .84           | 10,005.85     |
| 0078-00-000-000-0000-11515 -QUICK<br>TEXAS CLASS                                     | 27,013.55     | 0078 | 2.27         | .00          | 2.27          | 27,015.82     |
| TOTALS FOR FUND 0078<br>BAIL BOND COLLATERAL   | 547,093.89    |      | 15.63        | .00          | 15.63         | 547,109.52    |
| 0120 2018 COB CAPITAL PROJECTS<br>0120-00-000-000-0000-11515 -<br>TEXAS CLASS        | 1,994,015.76  | 0120 | 177.42       | 100,000.00   | -99,822.58    | 1,894,193.18  |
| TOTALS FOR FUND 0120<br>2018 COB CAPITAL PROJECTS                                    | 1,994,015.76  |      | 177.42       | 100,000.00   | -99,822.58    | 1,894,193.18  |
| REPORT TOTALS  | 44,026,528.54 |      | 2,605,929.02 | 2,600,803.32 | 5,125.70      | 44,031,654.24 |

\*\* END OF REPORT - Generated by ADAM NUNEZ \*\*

Interest Earned

Bank Service Charge

Credit Card Balance

Electronic Filing Balance

**Wells Fargo (Oper)**

**Texas Class (Annual Yield)**

| Interest Earned (Posted) | Interest Rate (Posted) | Interest Variance (Posted) | Fiscal        | Interest Earned | Interest Rate | Interest Variance |
|--------------------------|------------------------|----------------------------|---------------|-----------------|---------------|-------------------|
| \$ 617.70                | 0.1600%                |                            | <b>Oct-20</b> | \$ 2,529.06     | 0.1771%       |                   |
| \$ 728.75                | 0.1600%                | 0.0000%                    | <b>Nov-20</b> | \$ 1,618.23     | 0.1486%       | -0.0285%          |
| \$ 767.18                | 0.1600%                | 0.0000%                    | <b>Dec-20</b> | \$ 1,461.15     | 0.1398%       | -0.0088%          |
| \$ 956.46                | 0.1600%                | 0.0000%                    | <b>Jan-21</b> | \$ 1,754.56     | 0.1316%       | -0.0082%          |
| \$ 773.71                | 0.1600%                | 0.0000%                    | <b>Feb-21</b> | \$ 1,817.07     | 0.1090%       | -0.0226%          |
| \$ 747.27                | 0.1600%                | 0.0000%                    | <b>Mar-21</b> | \$ 2,250.12     | 0.1051%       | -0.0039%          |
| \$ -                     | 0.0000%                | 0.0000%                    | <b>Apr-21</b> | \$ -            | 0.0000%       | 0.0000%           |
| \$ -                     | 0.0000%                | 0.0000%                    | <b>May-21</b> | \$ -            | 0.0000%       | 0.0000%           |
| \$ -                     | 0.0000%                | 0.0000%                    | <b>Jun-21</b> | \$ -            | 0.0000%       | 0.0000%           |
| \$ -                     | 0.0000%                | 0.0000%                    | <b>Jul-21</b> | \$ -            | 0.0000%       | 0.0000%           |
| \$ -                     | 0.0000%                | 0.0000%                    | <b>Aug-21</b> | \$ -            | 0.0000%       | 0.0000%           |
| \$ -                     | 0.0000%                | 0.0000%                    | <b>Sep-21</b> | \$ -            | 0.0000%       | 0.0000%           |
| \$ 4,591.07              | 0.0800%                |                            | <b>TTD</b>    | \$ 11,430.19    | 0.0676%       |                   |

\* Wells Fargo Interest is only for the OPER Account - the Munis detail will include all bank accounts

**Texpool (Avg Monthly Rate)**

**Texpool Prime (Avg Mthly Rate)**

| Interest Earned | Interest Rate | Interest Variance | Fiscal        | Interest Earned | Interest Rate | Interest Variance |
|-----------------|---------------|-------------------|---------------|-----------------|---------------|-------------------|
| \$ 321.72       | 0.1335%       |                   | <b>Oct-20</b> | \$ 555.96       | 0.2281%       |                   |
| \$ 287.19       | 0.1231%       | -0.0104%          | <b>Nov-20</b> | \$ 383.38       | 0.1625%       | -0.0656%          |
| \$ 224.76       | 0.0909%       | -0.0322%          | <b>Dec-20</b> | \$ 357.22       | 0.1431%       | -0.0194%          |
| \$ 343.31       | 0.0793%       | -0.0116%          | <b>Jan-21</b> | \$ 519.75       | 0.1192%       | -0.0239%          |
| \$ 247.81       | 0.0431%       | -0.0362%          | <b>Feb-21</b> | \$ 559.85       | 0.0973%       | -0.0219%          |
| \$ 112.51       | 0.0187%       | -0.0244%          | <b>Mar-21</b> | \$ 543.80       | 0.0916%       | -0.0057%          |
| \$ -            | 0.0000%       | 0.0000%           | <b>Apr-21</b> | \$ -            | 0.0000%       | 0.0000%           |
| \$ -            | 0.0000%       | 0.0000%           | <b>May-21</b> | \$ -            | 0.0000%       | 0.0000%           |
| \$ -            | 0.0000%       | 0.0000%           | <b>Jun-21</b> | \$ -            | 0.0000%       | 0.0000%           |
| \$ -            | 0.0000%       | 0.0000%           | <b>Jul-21</b> | \$ -            | 0.0000%       | 0.0000%           |
| \$ -            | 0.0000%       | 0.0000%           | <b>Aug-21</b> | \$ -            | 0.0000%       | 0.0000%           |
| \$ -            | 0.0000%       | 0.0000%           | <b>Sep-21</b> | \$ -            | 0.0000%       | 0.0000%           |
| \$ 1,537.30     | 0.0407%       |                   | <b>TTD</b>    | \$ 2,919.96     | 0.0702%       |                   |



04/12/2021  
14:09:08

TOM GREEN COUNTY  
INTEREST

FROM 2021 01 TO 2021 13

|                                      | ORIGINAL<br>APPROP | TRANFRS/<br>ADJSTMTS | REVISED<br>BUDGET | ACTUALS   | ENCUMBRANCES | AVAILABLE<br>BUDGET | PCT<br>USED |
|--------------------------------------|--------------------|----------------------|-------------------|-----------|--------------|---------------------|-------------|
| 43701 DEPOSITORY INTEREST            | 15,200             | 0                    | 15,200            | 13,322.84 | .00          | 1,877.16            | 87.7%       |
| TOTAL REVENUES                       | 15,200             | 0                    | 15,200            | 13,322.84 | .00          | 1,877.16            |             |
| 43702 TX CLASS ASSET SECURITY INT    | 0                  | 0                    | 0                 | .00       | .00          | .00                 | .0%         |
| 43703 CERTIFICATE OF DEPOSIT INTERES | 100,000            | 0                    | 100,000           | 21,475.59 | .00          | 78,524.41           | 21.5%       |
| TOTAL REVENUES                       | 100,000            | 0                    | 100,000           | 21,475.59 | .00          | 78,524.41           |             |
| 43705 TEXAS CLASS INTEREST           | 197,500            | 0                    | 197,500           | 11,430.19 | .00          | 186,069.81          | 5.8%        |
| TOTAL REVENUES                       | 197,500            | 0                    | 197,500           | 11,430.19 | .00          | 186,069.81          |             |
| 43707 TEXPOOL INTEREST               | 30,000             | 0                    | 30,000            | 1,537.30  | .00          | 28,462.70           | 5.1%        |
| TOTAL REVENUES                       | 30,000             | 0                    | 30,000            | 1,537.30  | .00          | 28,462.70           |             |
| 43708 TEXPOOL PRIME INTEREST         | 40,000             | 0                    | 40,000            | 2,919.96  | .00          | 37,080.04           | 7.3%        |
| TOTAL REVENUES                       | 40,000             | 0                    | 40,000            | 2,919.96  | .00          | 37,080.04           |             |
| 43711 GAIN ON INVESTMENT             | 0                  | 0                    | 0                 | .00       | .00          | .00                 | .0%         |
| 43712 MINERAL INTEREST               | 500                | 0                    | 500               | .00       | .00          | 500.00              | .0%         |
| TOTAL REVENUES                       | 500                | 0                    | 500               | .00       | .00          | 500.00              |             |
| GRAND TOTAL                          | 383,200            | 0                    | 383,200           | 50,685.88 | .00          | 332,514.12          | 13.2%       |

04/08/2021  
11:13:38

TOM GREEN COUNTY  
BANK SERVICE CHARGE

FROM 2021 01 TO 2021 13

|                        | ORIGINAL<br>APPROP | TRANFRS/<br>ADJSTMTS | REVISED<br>BUDGET | ACTUALS   | ENCUMBRANCES | AVAILABLE<br>BUDGET | PCT<br>USED |
|------------------------|--------------------|----------------------|-------------------|-----------|--------------|---------------------|-------------|
| 70444 BANK SVC CHARGES | 35,000             | 0                    | 35,000            | 18,287.41 | .00          | 16,712.59           | 52.2%       |
| TOTAL EXPENSES         | 35,000             | 0                    | 35,000            | 18,287.41 | .00          | 16,712.59           |             |
| GRAND TOTAL            | 35,000             | 0                    | 35,000            | 18,287.41 | .00          | 16,712.59           | 52.2%       |

04/06/2021 09:41  
adam8298

TOM GREEN COUNTY  
ACCOUNT SUMMARY TRIAL BALANCE FOR FY21/MAR TO MAR  
FUND

P 1  
glatrbal

| ACCOUNT NAME   | BEG. BALANCE | ORG      | DEBITS     | CREDITS    | NET CHANGE | END BALANCE |
|--|--------------|----------|------------|------------|------------|-------------|
| 0001-00-000-000-0000-11703 - COUNTY CLERK CREDIT CARD      | 6,972.25     | 0001     | 51,952.25  | 55,499.00  | -3,546.75  | 3,425.50    |
| 0001-00-000-000-0000-11714 - DISTRICT CLERK CREDIT CARD    | 4,064.88     | 0001     | 30,241.55  | 31,523.55  | -1,282.00  | 2,782.88    |
| 0001-00-000-000-0000-11715 - JP1 CREDIT CARD CLEARING ACCT | 2,808.13     | 0001     | 16,796.80  | 18,705.00  | -1,908.20  | 899.93      |
| 0001-00-000-000-0000-11716 - JP2 CREDIT CARD CLEARING ACCT | 17,596.81    | 0001     | 143,640.32 | 150,415.00 | -6,774.68  | 10,822.13   |
| 0001-00-000-000-0000-11717 - JP3 CREDIT CARD CLEARING ACCT | 5,813.16     | 0001     | 44,929.18  | 44,732.00  | 197.18     | 6,010.34    |
| 0001-00-000-000-0000-11718 - JP4 CREDIT CARD CLEARING ACCT | 2,116.28     | 0001     | 26,358.32  | 27,126.00  | -767.68    | 1,348.60    |
| 0001-00-000-000-0000-11723 - COUNTY CLERK EFILE ACCOUNT    | 2,979.00     | 0001     | 28,439.00  | 29,161.00  | -722.00    | 2,257.00    |
| 0001-00-000-000-0000-11724 - DISTRICT CLERK EFILE ACCOUNT  | 4,893.00     | 0001     | 30,214.00  | 30,683.00  | -469.00    | 4,424.00    |
| 0001-00-000-000-0000-11725 - JP#1 EFILE ACCOUNT            | 5.00         | 0001     | .00        | .00        | .00        | 5.00        |
| 0001-00-000-000-0000-11726 - JP#2 EFILE ACCOUNT            | 5.00         | 0001     | .00        | .00        | .00        | 5.00        |
| 0001-00-000-000-0000-11727 - JP#3 EFILE ACCOUNT            | 5.00         | 0001     | .00        | .00        | .00        | 5.00        |
| 0001-00-000-000-0000-11728 - JP#4 EFILE ACCOUNT            | 373.00       | 0001     | 1,012.00   | 1,380.00   | -368.00    | 5.00        |
| 0001-00-000-000-0000-11750 - ACH/WIRE BANK ACCOUNT IRS     | 5.00         | 0001     | 341.00     | 403.00     | -62.00     | -57.00      |
| 0001-00-000-000-0000-11780 - LIBRARY CREDIT CARD CLEARING  | 257.12       | 0001     | 2,964.24   | 3,110.04   | -145.80    | 111.32      |
| 0001-01-000-036-0000-11733 - RESEARCH TX CLEARING - CC     | 5.00         | 00010360 | 9.30       | 9.30       | .00        | 5.00        |
| 0001-01-000-036-0000-11734 - RESEARCH TX CLEARING - DC     | 5.00         | 00010360 | 47.60      | 47.60      | .00        | 5.00        |
| TOTALS FOR FUND 0001 GENERAL FUND                          | 47,903.63    |          | 376,945.56 | 392,794.49 | -15,848.93 | 32,054.70   |
| REPORT TOTALS  | 47,903.63    |          | 376,945.56 | 392,794.49 | -15,848.93 | 32,054.70   |

\*\* END OF REPORT - Generated by ADAM NUNEZ \*\*



# Bond Indebtedness

# TOM GREEN COUNTY INDEBTEDNESS

## March 2021 Ending Balance

FUND 087 TAX NOTES SERIES 2009

TAX NOTES, SERIES 2009

2.4970300% (Net Eff Int Rate - Texas Vernon's)

ORIGINAL DEBT ISSUED \$8,350,000.00

# TOM GREEN COUNTY INDEBTEDNESS

## 15 Certificate of Obligation

FUND 089 CERTIFICATE OF OBLIGATION SERIES 2015

3.54075300% (Net Eff Int Rate - Texas Vernon's)

ORIGINAL DEBT ISSUED \$50,000,000.00

| PREVIOUS<br>BALANCE<br>OUTSTANDING | PRINCIPAL<br>PAYMENT DUE | CURRENT<br>BALANCE<br>OUTSTANDING | SCHEDULED<br>DUE<br>DATE |             |
|------------------------------------|--------------------------|-----------------------------------|--------------------------|-------------|
| 50,000,000.00                      | \$0.00                   | 50,000,000.00                     | 01-Feb-16                |             |
| 50,000,000.00                      | \$0.00                   | 50,000,000.00                     | 01-Feb-17                |             |
| 50,000,000.00                      | \$1,365,000.00           | 48,635,000.00                     | 01-Feb-18                | <u>PAID</u> |
| 48,635,000.00                      | \$1,525,000.00           | 47,110,000.00                     | 01-Feb-19                | <u>PAID</u> |
| 47,110,000.00                      | \$1,605,000.00           | 45,505,000.00                     | 01-Feb-20                | <u>PAID</u> |
| 45,505,000.00                      | \$1,690,000.00           | 43,815,000.00                     | 01-Feb-21                | <u>PAID</u> |
| 43,815,000.00                      | \$1,775,000.00           | 42,040,000.00                     | 01-Feb-22                |             |
| 42,040,000.00                      | \$1,865,000.00           | 40,175,000.00                     | 01-Feb-23                |             |
| 40,175,000.00                      | \$1,940,000.00           | 38,235,000.00                     | 01-Feb-24                |             |
| 38,235,000.00                      | \$2,020,000.00           | 36,215,000.00                     | 01-Feb-25                |             |
| 36,215,000.00                      | \$2,125,000.00           | 34,090,000.00                     | 01-Feb-26                |             |
| 34,090,000.00                      | \$2,235,000.00           | 31,855,000.00                     | 01-Feb-27                |             |
| 31,855,000.00                      | \$2,325,000.00           | 29,530,000.00                     | 01-Feb-28                |             |
| 29,530,000.00                      | \$2,420,000.00           | 27,110,000.00                     | 01-Feb-29                |             |
| 27,110,000.00                      | \$2,520,000.00           | 24,590,000.00                     | 01-Feb-30                |             |
| 24,590,000.00                      | \$2,630,000.00           | 21,960,000.00                     | 01-Feb-31                |             |
| 21,960,000.00                      | \$2,765,000.00           | 19,195,000.00                     | 01-Feb-32                |             |
| 19,195,000.00                      | \$2,880,000.00           | 16,315,000.00                     | 01-Feb-33                |             |
| 16,315,000.00                      | \$2,995,000.00           | 13,320,000.00                     | 01-Feb-34                |             |
| 13,320,000.00                      | \$3,130,000.00           | 10,190,000.00                     | 01-Feb-35                |             |
| 10,190,000.00                      | \$3,270,000.00           | 6,920,000.00                      | 01-Feb-36                |             |
| 6,920,000.00                       | \$3,395,000.00           | 3,525,000.00                      | 01-Feb-37                |             |
| 3,525,000.00                       | \$3,525,000.00           | 0.00                              | 01-Feb-38                |             |

\* PRINCIPAL PAYMENTS DUE ANNUALLY ON THE 1st DAY OF FEBRUARY ACTUALLY PAID EVERY JANUARY

\*\* INTEREST PAYMENTS ARE DUE SEMI-ANNUALLY ON THE 1st DAY OF FEBRUARY AND AUGUST

# TOM GREEN COUNTY INDEBTEDNESS

## March 2021 Ending Balance

### FUND 081 COMBINATION TAX & LIMITED SURPLUS REVENUE CERTIFICATES OF OBLIGATION ,SERIES 2017

Cusip Prefix 889642

| PREVIOUS<br>BALANCE<br>OUTSTANDING | PRINCIPAL<br>PAYMENT DUE | CURRENT<br>BALANCE<br>OUTSTANDING | SCHEDULED<br>DUE<br>DATE |                        |
|------------------------------------|--------------------------|-----------------------------------|--------------------------|------------------------|
| 9,515,000.00                       | \$0.00                   | 9,515,000.00                      | 01-Feb-17                |                        |
| 9,515,000.00                       | \$170,000.00             | 9,345,000.00                      | 01-Feb-18                | GJ7 <b><u>PAID</u></b> |
| 9,345,000.00                       | \$305,000.00             | 9,040,000.00                      | 01-Feb-19                | GK4 <b><u>PAID</u></b> |
| 9,040,000.00                       | \$310,000.00             | 8,730,000.00                      | 01-Feb-20                | GL2 <b><u>PAID</u></b> |
| 8,730,000.00                       | \$345,000.00             | 8,385,000.00                      | 01-Feb-21                | GM0 <b><u>PAID</u></b> |
| 8,385,000.00                       | \$355,000.00             | 8,030,000.00                      | 01-Feb-22                | GN8                    |
| 8,030,000.00                       | \$365,000.00             | 7,665,000.00                      | 01-Feb-23                | GP3                    |
| 7,665,000.00                       | \$380,000.00             | 7,285,000.00                      | 01-Feb-24                | GQ1                    |
| 7,285,000.00                       | \$395,000.00             | 6,890,000.00                      | 01-Feb-25                | GR9                    |
| 6,890,000.00                       | \$415,000.00             | 6,475,000.00                      | 01-Feb-26                | GS7                    |
| 6,475,000.00                       | \$430,000.00             | 6,045,000.00                      | 01-Feb-27                | GT5                    |
| 6,045,000.00                       | \$445,000.00             | 5,600,000.00                      | 01-Feb-28                | GU2                    |
| 5,600,000.00                       | \$500,000.00             | 5,100,000.00                      | 01-Feb-29                | GV0                    |
| 5,100,000.00                       | \$510,000.00             | 4,590,000.00                      | 01-Feb-30                | GV0                    |
| 4,590,000.00                       | \$525,000.00             | 4,065,000.00                      | 01-Feb-31                | GV0                    |
| 4,065,000.00                       | \$540,000.00             | 3,525,000.00                      | 01-Feb-32                | GV0                    |
| 3,525,000.00                       | \$555,000.00             | 2,970,000.00                      | 01-Feb-33                | GV0                    |
| 2,970,000.00                       | \$570,000.00             | 2,400,000.00                      | 01-Feb-34                | GV0                    |
| 2,400,000.00                       | \$585,000.00             | 1,815,000.00                      | 01-Feb-35                | GV0                    |
| 1,815,000.00                       | \$600,000.00             | 1,215,000.00                      | 01-Feb-36                | GV0                    |
| 1,215,000.00                       | \$615,000.00             | 600,000.00                        | 01-Feb-37                | GV0                    |
| 600,000.00                         | \$600,000.00             | 0.00                              | 01-Feb-38                | GW8                    |



# TOM GREEN COUNTY INDEBTEDNESS

## March 2021 Ending Balance

### FUND 080 COMBINATION TAX & LIMITED SURPLUS REVENUE CERTIFICATES OF OBLIGATION, SERIES 2018

Cusip NO. Prefix: 889642

MATURITY SCHEDULE  
\$7,960,000

\$4,670,000 Serial Certificates

| PREVIOUS<br>BALANCE<br>OUTSTANDING | PRINCIPAL<br>AMOUNT<br>DUE | CURRENT<br>BALANCE<br>OUTSTANDING | SCHEDULED<br>DUE<br>DATE |
|------------------------------------|----------------------------|-----------------------------------|--------------------------|
| 7,960,000.00                       | \$0.00                     | \$7,960,000.00                    | 1-Feb-18                 |
| 7,960,000.00                       | \$160,000.00               | \$7,800,000.00                    | 1-Feb-19 GX6 <u>PAID</u> |
| 7,800,000.00                       | \$250,000.00               | \$7,550,000.00                    | 1-Feb-20 GY4 <u>PAID</u> |
| 7,550,000.00                       | \$265,000.00               | \$7,285,000.00                    | 1-Feb-21 GZ1 <u>PAID</u> |
| 7,285,000.00                       | \$275,000.00               | \$7,010,000.00                    | 1-Feb-22 HA5             |
| 7,010,000.00                       | \$290,000.00               | \$6,720,000.00                    | 1-Feb-23 HB3             |
| 6,720,000.00                       | \$305,000.00               | \$6,415,000.00                    | 1-Feb-24 HC1             |
| 6,415,000.00                       | \$320,000.00               | \$6,095,000.00                    | 1-Feb-25 HD9             |
| 6,095,000.00                       | \$340,000.00               | \$5,755,000.00                    | 1-Feb-26 HE7             |
| 5,755,000.00                       | \$355,000.00               | \$5,400,000.00                    | 1-Feb-27 HF4             |
| 5,400,000.00                       | \$375,000.00               | \$5,025,000.00                    | 1-Feb-28 HG2             |
| 5,025,000.00                       | \$390,000.00               | \$4,635,000.00                    | 1-Feb-29 HH0             |
| 4,635,000.00                       | \$400,000.00               | \$4,235,000.00                    | 1-Feb-30 HJ6             |
| 4,235,000.00                       | \$415,000.00               | \$3,820,000.00                    | 1-Feb-31 HK3             |
| 3,820,000.00                       | \$430,000.00               | \$3,390,000.00                    | 1-Feb-32 HK3             |
| 3,390,000.00                       | \$445,000.00               | \$2,945,000.00                    | 1-Feb-33 HK3             |
| 2,945,000.00                       | \$455,000.00               | \$2,490,000.00                    | 1-Feb-34 HK3             |
| 2,490,000.00                       | \$470,000.00               | \$2,020,000.00                    | 1-Feb-35 HK3             |
| 2,020,000.00                       | \$480,000.00               | \$1,540,000.00                    | 1-Feb-36 HK3             |
| 1,540,000.00                       | \$500,000.00               | \$1,040,000.00                    | 1-Feb-37 HK3             |
| 1,040,000.00                       | \$510,000.00               | \$530,000.00                      | 1-Feb-38 HK3             |
| 530,000.00                         | \$530,000.00               | \$0.00                            | 1-Feb-39 HM9             |

# Bank Collateral

LGC Sec. 116.084. INADEQUATE SECURITY. If for any reason the county funds on deposit with the county depository exceed the amount of security pledged, the depository shall immediately pledge additional security with the commissioners court.

Acts 1987, 70th Leg., ch. 149, Sec. 1, eff. Sept. 1, 1987.



Public Funds Collateral Management Team  
 333 Market St 4th Floor  
 San Francisco, CA 94105-2100  
 Phone: 1-877-479-6603  
 publicfundscollateral@wellsfargo.com

# PUBLIC FUNDS

STATEMENT PERIOD  
 03/01/2021 - 03/31/2021

XNPBFMDTDP 1 000117



TOM GREEN COUNTY  
 DIANNA SPIEKER  
 112 W BEAU REGARD AVE  
 COUNTY TREASURER  
 SAN ANGELO, TX 76903-5835

## DAILY COLLATERAL REPORT

| Date       | Deposit Total | FDIC Insurance | Total Deposits<br>Requiring<br>Collateral | Collateral<br>Value | Required<br>Collateral Level | Collateral Value<br>vs. Required<br>Collateral |
|------------|---------------|----------------|---|---------------------|------------------------------|--|
| 03/01/2021 | 19,551,868.04 | 1,500,000.00   | 18,051,868.04                             | 31,263,631.71       | 19,857,054.84                | 11,406,576.87                                  |
| 03/02/2021 | 19,533,911.43 | 1,500,000.00   | 18,033,911.43                             | 31,358,863.62       | 19,837,302.57                | 11,521,561.05                                  |
| 03/03/2021 | 19,631,763.63 | 1,500,000.00   | 18,131,763.63                             | 31,351,697.27       | 19,944,939.99                | 11,406,757.28                                  |
| 03/04/2021 | 22,659,970.23 | 1,500,000.00   | 21,159,970.23                             | 31,235,346.64       | 23,275,967.25                | 7,959,379.39                                   |
| 03/05/2021 | 21,544,837.89 | 1,500,000.00   | 20,044,837.89                             | 30,059,413.03       | 22,049,321.68                | 8,010,091.35                                   |
| 03/06/2021 | 21,544,837.89 | 1,500,000.00   | 20,044,837.89                             | 30,059,413.03       | 22,049,321.68                | 8,010,091.35                                   |
| 03/07/2021 | 21,544,837.89 | 1,500,000.00   | 20,044,837.89                             | 30,059,413.03       | 22,049,321.68                | 8,010,091.35                                   |
| 03/08/2021 | 21,770,429.10 | 1,500,000.00   | 20,270,429.10                             | 30,043,522.81       | 22,297,472.01                | 7,746,050.80                                   |
| 03/09/2021 | 21,923,331.97 | 1,500,000.00   | 20,423,331.97                             | 30,091,129.99       | 22,465,665.17                | 7,625,464.82                                   |
| 03/10/2021 | 21,823,337.04 | 1,500,000.00   | 20,323,337.04                             | 30,088,799.86       | 22,355,670.74                | 7,733,129.12                                   |
| 03/11/2021 | 22,647,750.48 | 1,500,000.00   | 21,147,750.48                             | 30,102,050.31       | 23,262,525.53                | 6,839,524.78                                   |
| 03/12/2021 | 22,411,177.12 | 1,500,000.00   | 20,911,177.12                             | 30,021,304.53       | 23,002,294.83                | 7,019,009.70                                   |
| 03/13/2021 | 22,411,177.12 | 1,500,000.00   | 20,911,177.12                             | 30,021,304.53       | 23,002,294.83                | 7,019,009.70                                   |
| 03/14/2021 | 22,411,177.12 | 1,500,000.00   | 20,911,177.12                             | 30,021,304.53       | 23,002,294.83                | 7,019,009.70                                   |
| 03/15/2021 | 21,970,701.08 | 1,500,000.00   | 20,470,701.08                             | 30,010,874.18       | 22,517,771.19                | 7,493,102.99                                   |
| 03/16/2021 | 22,013,902.74 | 1,500,000.00   | 20,513,902.74                             | 29,980,826.47       | 22,565,293.01                | 7,415,533.46                                   |
| 03/17/2021 | 21,595,985.61 | 1,500,000.00   | 20,095,985.61                             | 30,010,208.88       | 22,105,584.17                | 7,904,624.71                                   |
| 03/18/2021 | 21,486,829.87 | 1,500,000.00   | 19,986,829.87                             | 29,891,940.32       | 21,985,512.86                | 7,906,427.46                                   |
| 03/19/2021 | 21,889,907.32 | 1,500,000.00   | 20,389,907.32                             | 29,869,772.72       | 22,428,898.05                | 7,440,874.67                                   |
| 03/20/2021 | 21,889,907.32 | 1,500,000.00   | 20,389,907.32                             | 29,869,772.72       | 22,428,898.05                | 7,440,874.67                                   |
| 03/21/2021 | 21,889,907.32 | 1,500,000.00   | 20,389,907.32                             | 29,869,772.72       | 22,428,898.05                | 7,440,874.67                                   |
| 03/22/2021 | 21,864,821.48 | 1,500,000.00   | 20,364,821.48                             | 29,922,267.48       | 22,401,303.63                | 7,520,963.85                                   |
| 03/23/2021 | 21,996,879.63 | 1,500,000.00   | 20,496,879.63                             | 29,994,343.85       | 22,546,567.59                | 7,447,776.26                                   |
| 03/24/2021 | 22,034,463.33 | 1,500,000.00   | 20,534,463.33                             | 30,015,588.61       | 22,587,909.66                | 7,427,678.95                                   |
| 03/25/2021 | 23,425,174.05 | 1,500,000.00   | 21,925,174.05                             | 30,015,151.67       | 24,117,691.46                | 5,897,460.22                                   |
| 03/26/2021 | 23,016,961.29 | 1,500,000.00   | 21,516,961.29                             | 29,956,843.12       | 23,668,657.42                | 6,288,185.70                                   |
| 03/27/2021 | 23,016,961.29 | 1,500,000.00   | 21,516,961.29                             | 29,956,843.12       | 23,668,657.42                | 6,288,185.70                                   |
| 03/28/2021 | 23,016,961.29 | 1,500,000.00   | 21,516,961.29                             | 29,956,843.12       | 23,668,657.42                | 6,288,185.70                                   |
| 03/29/2021 | 22,382,228.85 | 1,500,000.00   | 20,882,228.85                             | 29,909,365.28       | 22,970,451.74                | 6,938,913.55                                   |
| 03/30/2021 | 22,249,793.57 | 1,500,000.00   | 20,749,793.57                             | 29,902,153.13       | 22,824,772.93                | 7,077,380.20                                   |
| 03/31/2021 | 22,387,762.73 | 1,500,000.00   | 20,887,762.73                             | 29,906,599.85       | 22,976,539.00                | 6,930,060.85                                   |

XNPBFMDTDP 000117 NNNNNNNNNNNN NNN NNN 001 002 000437 213554251

28





Public Funds Collateral Management Team  
 333 Market St 4th Floor  
 San Francisco, CA 94105-2100  
 Phone: 1-877-479-6603  
 publicfundscollateral@wellsfargo.com

**WELLS FARGO BANK, N.A.  
 PUBLIC FUNDS COLLATERAL MANAGEMENT TEAM  
 COLLATERAL ANALYSIS**

TOM GREEN COUNTY  
 DIANNA SPIEKER  
 112 W BEAUREGARD AVE  
 COUNTY TREASURER  
 SAN ANGELO, TX 76903-5835

**DATE COMPLETED:** April 06, 2021  
**CONTRA NUMBER:** PL-0001971  
**COLLATERAL WHEREHELD:** Bank of New York Mellon

**COLLATERAL ANALYSIS AS OF:** March 31, 2021  
**COLLATERAL ACCOUNT NUMBER:** WUB512

| CUSIP                                       | Description                 | CPN  | Maturity Date | Original Face   | Current Par     | Market Value    | Collateral Value |
|---|-----------------------------|------|---------------|-----------------|-----------------|-----------------|------------------|
| 3138M8J53                                   | FN AP4783 3.000% 09/01/2042 | 3.00 | 9/1/2042      | 60,060,746.00   | 19,063,369.07   | 20,233,308.81   | 20,233,308.81    |
| 3140KFGH2                                   | FN BP7399 2.000% 10/01/2050 | 2.00 | 10/1/2050     | 9,984,532.00    | 9,673,018.10    | 9,673,291.04    | 9,673,291.04     |
| Total for Collateral Account Number: WUB512 |                             |      |               | \$70,045,278.00 | \$28,736,387.17 | \$29,906,599.85 | \$29,906,599.85  |
| Total for PL-0001971 :                      |                             |      |               | \$70,045,278.00 | \$28,736,387.17 | \$29,906,599.85 | \$29,906,599.85  |

XNPBFMDTOP 000117 NNNNNNNNNNNN NNN NNN 002 002 000439 21855425 1

29